HORST company



PRODUCT CATALOG 2024

WHO WE ARE

Here at HORST CABINETS , we strive to produce clean, modern lines of Frameless Cabinetry using European Style as ourinspiration. We produce everything locally in South Florida with high quality materials and are offering both domestic and imported plywood to ensure you can offer your client what is best for them.

Our Kitchen Manufacturing is proudly made and located in the USA, prioritizing High-Quality and long-lasting products for your peace of mind.

We’re sure that here, you will find what you need. Our ready-to-purchase RTA style line offers all the biggest hits in the industry.

Total producing time for most projects is ***3 to 10 business days.***

Assembly and delivery options are also available upon request.

We partner with Interior Designers, General Contractors, Architects and Developers on single-family home remodeling projects, commercial hospitality, and more to provide our customers with the highest quality.

We Believe in Your Dream and make it Our Dream in everything we do.



HOW WE DO IT

At our manufacturing facility, we take immense pride in offering impeccable edgebandingsolutions that add the perfect finishing touch to your furniture and cabinetry projects. At our manufacturing facility, we proudly showcase our cutting-edge CNC machines that revolutionize the way we craft high-quality pieces for kitchens, closets, and vanities. Our CNC work is meticulously designed to deliver unrivaled precision and efficiency, making it a top choice for customers seeking perfection in every detail. We work to unite precision with perfection. Explore our catalog now and be captivated by the transformative power of our edgebanderand CNC work.





Your dream space awaits, where the finest details and flawless finishes come together to create a masterpiece tailored exclusively for you. Let us craft your vision into reality, and together, we'll create spaces that inspire and delight for years to come.

HOW WE DO IT





USING OUR CNC DYNESTIC 7532 AND OUR EDGEBANDER SPRINT 1329 –FOR THE MOST PRECISE CUT AND EDGEBANDING INSTALLATION

- Bring only the best to your shop! Save money and time while keeping thehighest quality by choosing us!
- With our affordable rates, being competitive in the marketplace will be easier than ever!

TABLE OF CONTENTS

MAPLE PLYWOOD **6**

AVAILABLE STYLES **7-11**

GOLA DOORS **12**

CABINETS MEASUREMENT OPTIONS ..... **13 - 17**

CABINETS SPECIFICATIONS - INSTALLATION GUIDELINES **18**

CLOSET MEASUREMENT OPTIONS **19-20**

DOOR SPECIFICATIONS **21**

GALLERY LAYOUTS **22-27**

CABINET MEASUREMENT OPTIONS **28-39**

FAQs **40-43**

MAPLE PLYWOOD

WHY DID HORST COMPANY CHOOSE THIS PLYWOOD?

- Premium-grade plywood made from White Maple
- Features: High-quality construction, durable and aesthetically pleasing
- Ideal for: High-end furniture projects requiring superior finish and strength.
- Certified plywood and carbon compliant seals
- U.S.Green Building Council Member certification
- 3/4” thick boxes for better resistance
- 3/4” shelves made of same material
- 4 -sided Edge Banding for major quality and durability



FLAT DOOR CABINET STYLES










High Scratch Resistance


High Gloss


Stain Resistance


Easy Cleaning


Long Durability


Antibacterial Treatment


Natural Finishes


Color Stability


Eco-friendly

DOOR STYLES






High Scratch Resistance

High Gloss

Stain Resistance

Easy Cleaning

Long Durability

Antibacterial Treatment

Natural Finishes

Color Stability

Eco-friendly

CLOSET STYLES

Closets are only available in Light Gray MDF and White MDF.



High Scratch Resistance



High Gloss



Stain Resistance



Easy Cleaning



Long Durability



Antibacterial Treatment



Natural Finishes



Color Stability



Eco-friendly

STYLE DESCRIPTIONS

COMO ASH 01



- Description: White/Graycream with grain melamine finish.
- Features: Stain and scratch-resistant, easy to clean, and long-lasting durability.
- Ideal for: Creating a clean and modern aesthetic.

VICENZA OAK



- Description: Light natural beige with grain melamine finish.
- Features: Stain and scratch-resistant, easy to clean, and long-lasting durability.
- Ideal for: Achieving a modern and natural aesthetic.

FRAPPE 03



- Description: Dark brown with grain melamine finish.
- Features: Stain and scratch-resistant, easy to clean, and long-lasting durability.
- Ideal for: Creating an elegant and sophisticated look.

AIDA 03



- Description: Light coffee brown with grain melamine finish.
- Features: Stain and scratch-resistant, easy to clean, and long-lasting durability.
- Ideal for: Achieving a warm and inviting atmosphere.

STYLE DESCRIPTIONS

MAXI White Glossy



- Description: White high-gloss finish on MDF.
- Features: Scratch-resistant and offers a sleek, contemporary look.
- Ideal for: Adding a touch of modern sophistication to any space.

MAXI Black Glossy



- Description: Black high-gloss finish on MDF.
- Features: Scratch-resistant and offers a sleek, contemporary look.
- Ideal for: Bringing a sophisticated and trendy look into your space.

MAXI Gray Glossy



- Description: Gray high-gloss finish on MDF.
- Features: Scratch-resistant and offers a sleek, contemporary look.
- Ideal for: Bringing a polished, urban look into your space.

MAXI White Matte



- Description: White super matte finish on MDF.
- Features: Scratch-resistant and provides a smooth and refined appearance.
- Ideal for: Achieving a minimalist and stylish design.

MAXI Black Matte



- Description: Black super matte finish on MDF.
- Features: Scratch-resistant and offers a sleek, contemporary look.
- Ideal for: Bringing a sleek, modern look into your space.

MAXI Gray Matte



- Description: Gray super matte finish on MDF.
- Features: Scratch-resistant and provides a smooth and refined appearance.
- Ideal for: Achieving a minimalist, urban look in your space.

GOLA DOORS

GOLA PROFILE HANDLES ARE UNIQUE PROFILES MOUNTED TO THE CARCASS CABINETS RATHER THAN THE DOORS.

A space above the door allows the user to pull the door open with their fingertips effortlessly.

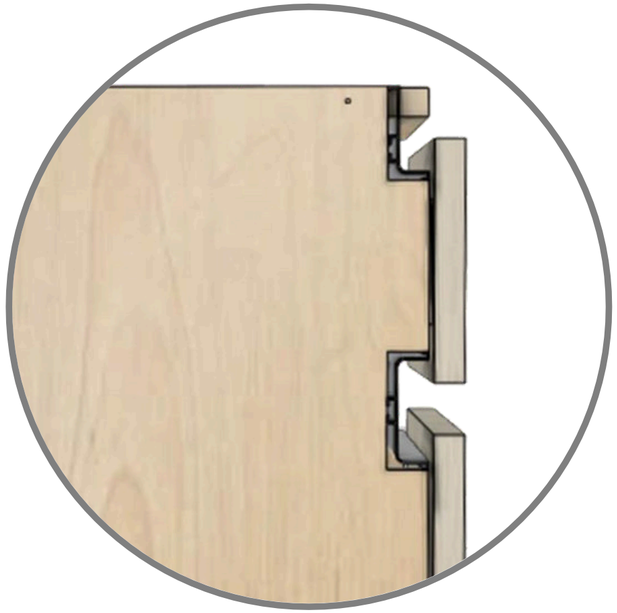





CABINETS MEASUREMENT SPECIFICATIONS

STANDARD HEIGHT MEASUREMENTS FOR WALL CABINETRY

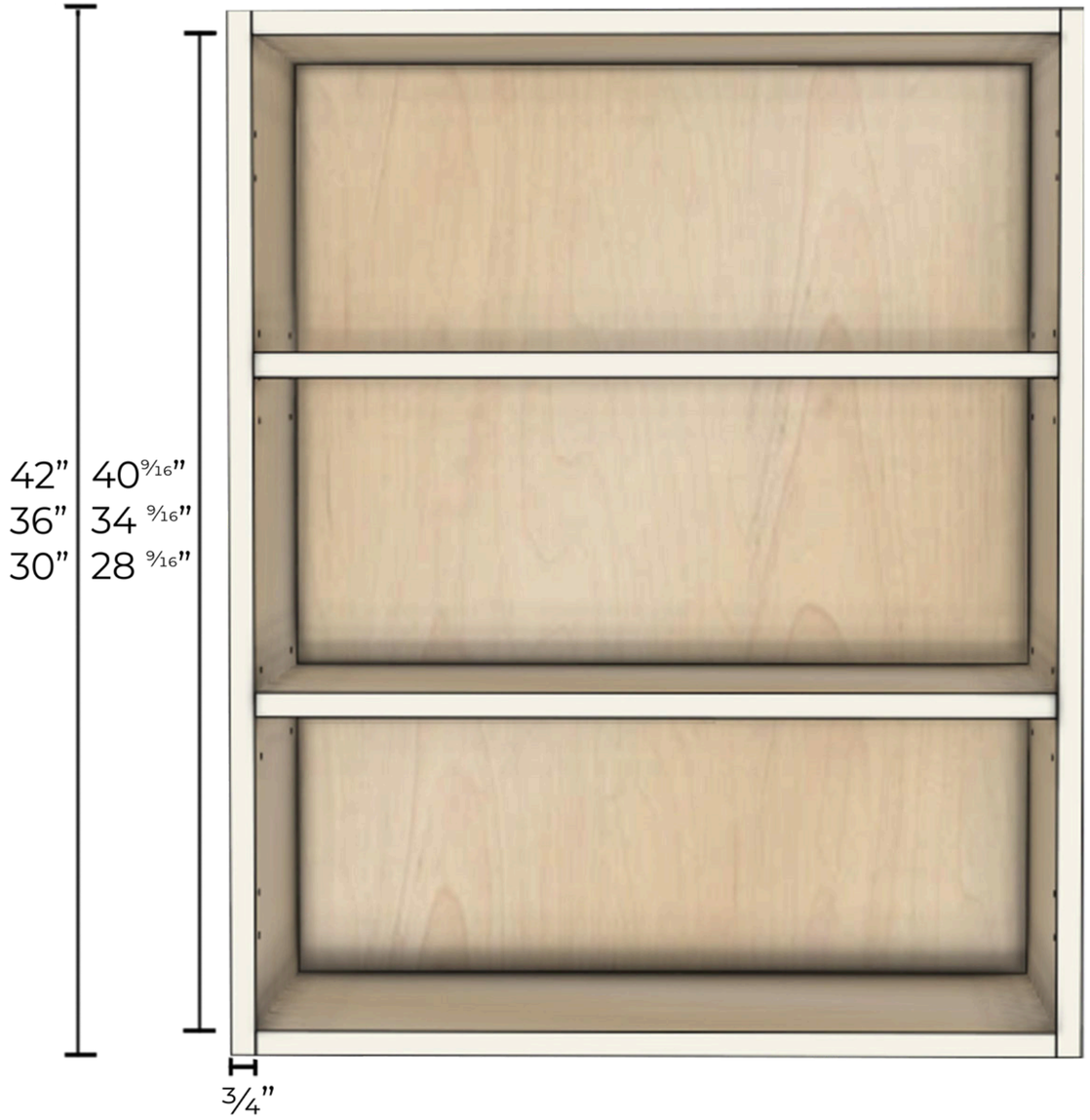

SHOWN ARETHE CABINET HEIGHTS, HORIZONTAL RAILS AND INTERIOR HEIGHTS, USING STANDARD MEASUREMENTS FOR WALL CABINETRY

CABINETS MEASUREMENT SPECIFICATIONS

STANDARD HEIGHT MEASUREMENTS FOR WALL CABINETRY



SHOWN ARETHE CABINET HEIGHTS, HORIZONTAL RAILS AND INTERIOR HEIGHTS, USING STANDARD MEASUREMENTS FOR WALL CABINETRY

CABINETS MEASUREMENT SPECIFICATIONS

STANDARD HEIGHT MEASUREMENTS FOR BASECABINETRY

SHOWN ARE THE HORIZONTAL RAILS, CABINET HEIGHTS AND INSET TOE KICK USING STANDARD MEASUREMENTS FOR BASES AND VANITIES CABINETRY. ***Base cabinet sizing only reaches 34-1/2” Height when toekick applied (4-1/2”)***

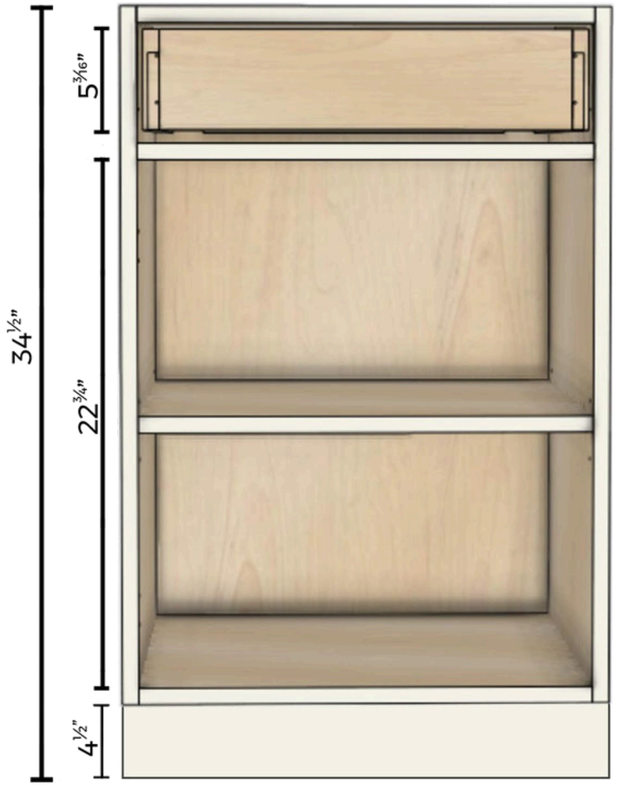

Base Cabinet

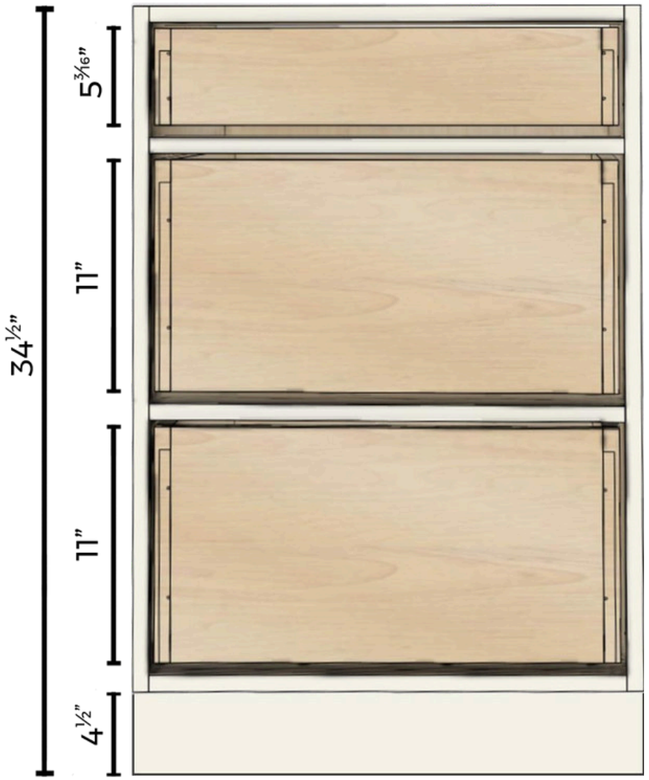

3 Drawer Base Cabinet



Inset Toekick

BASE CABINETS SPECIFICATIONS

STANDARD HEIGHT MEASUREMENTS FOR TALL PANTRY CABINETRY

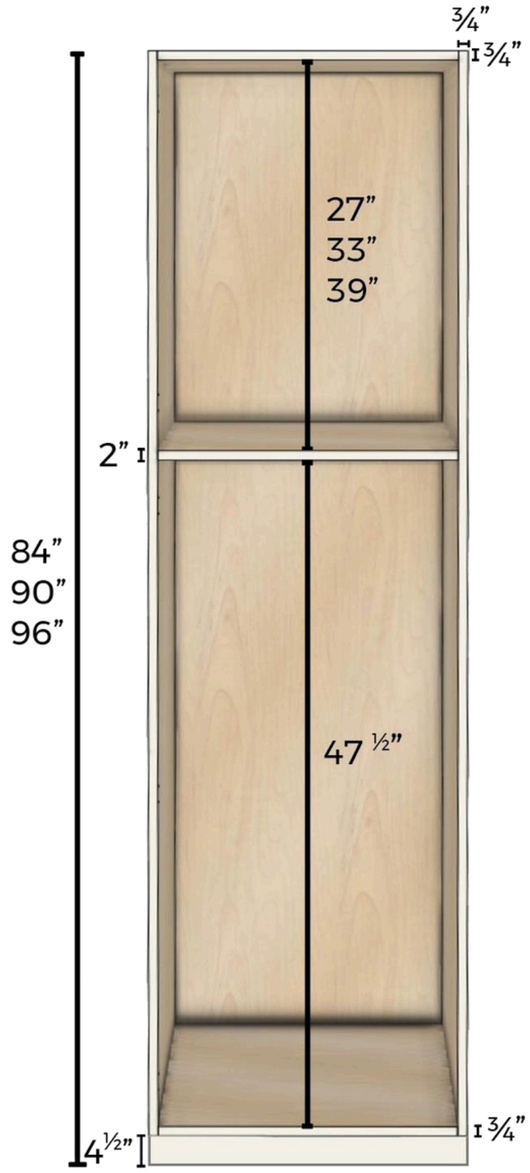

SHOWN ARE THE CABINET HEIGHTS, HORIZONTAL RAILS & INTERIOR HEIGHTS, USING STANDARD MEASUREMENTS FOR PANTRY CABINETRY

BASE CABINETS SPECIFICATIONS

STANDARD HEIGHT MEASUREMENTS FOR SINGLE AND DOUBLE OVEN CABINETRY

Single Oven Cabinet

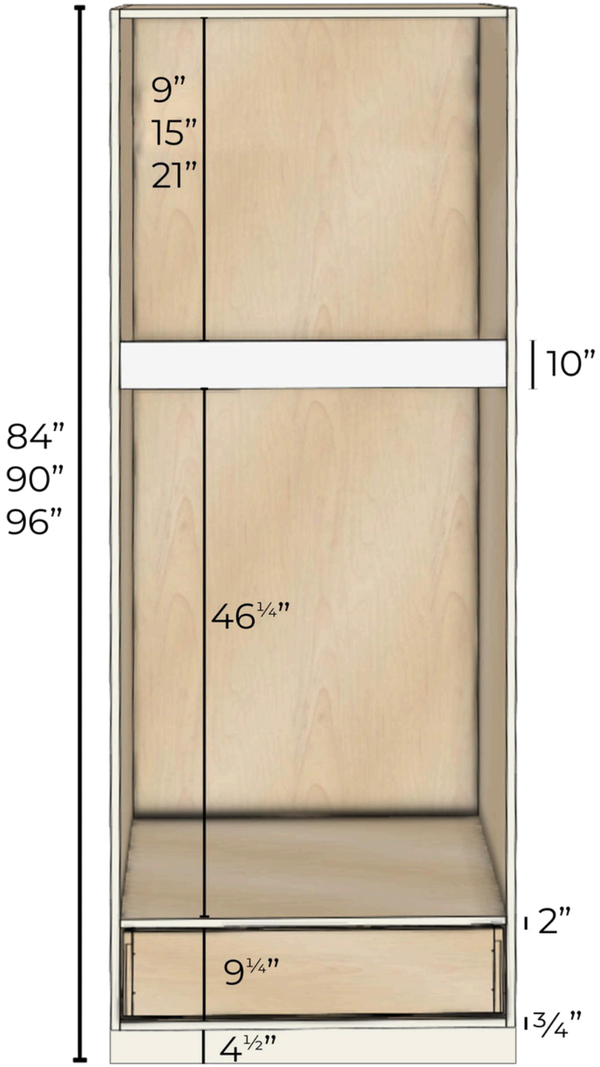

Double Oven Cabinet

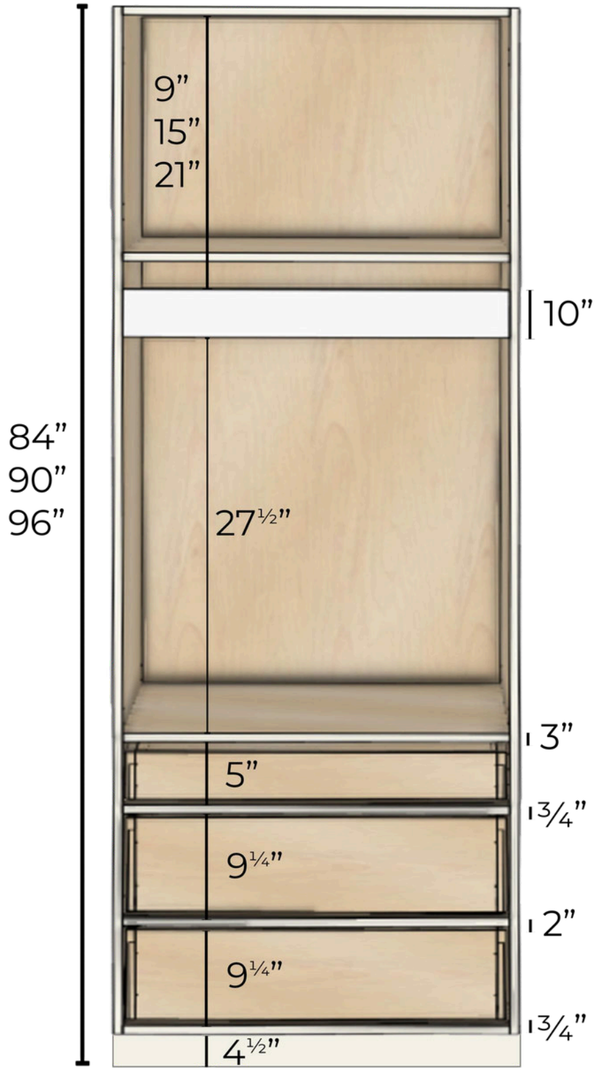

SHOWN ARE THE CABINET HEIGHTS, HORIZONTAL RAILS & INTERIOR HEIGHTS, USING STANDARD MEASUREMENTS FOR SINGLE OVEN CABINETRY. DOUBLE OVEN ALSO AVAILABLE WITHOUT2 UPPER DRAWERS. SEPARATION FLOORING CUSTOMIZED TO ATTEND YOUR NEEDS

CABINETS SPECIFICATIONS - INSTALLATION GUIDELINES

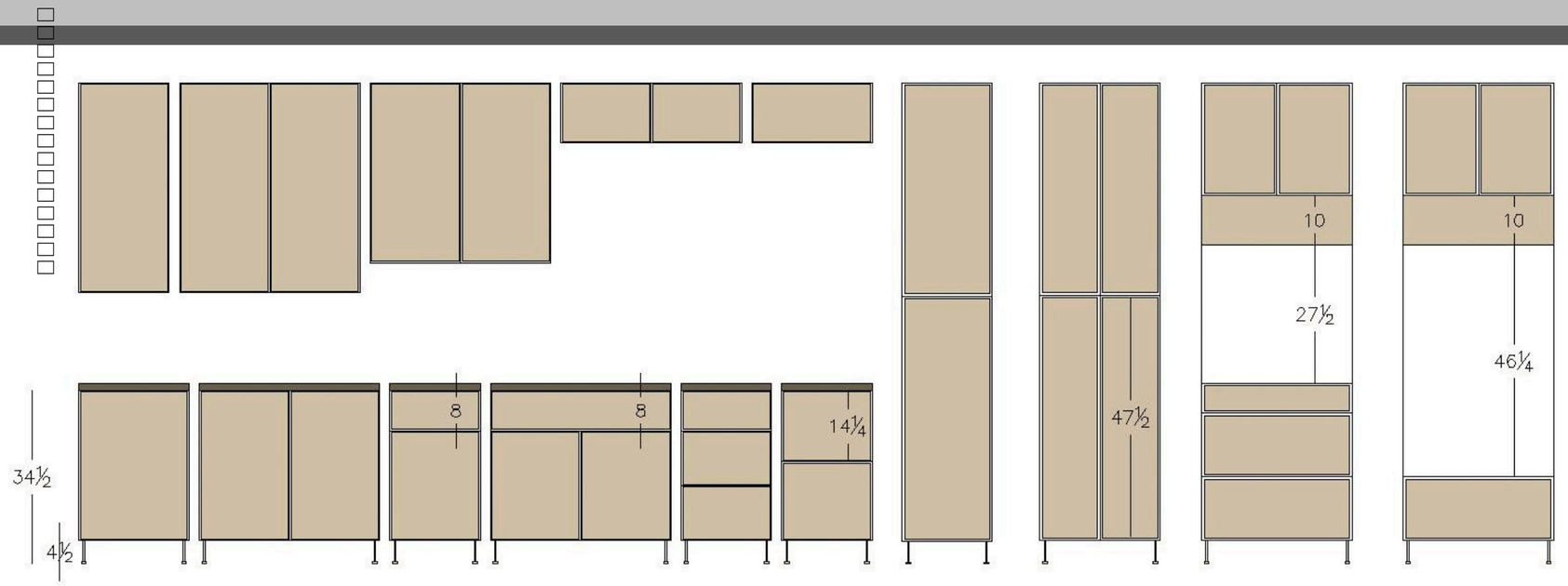

INSTALLATION GUIDELINES IN DIFFERENT HEIGHTS

Installation guidelines following a**84”**alignment need to have a standard wall cabinet height of**30”**,leaving**54”**off the floor, with 36”height for the base, including thetoekick, countertop, and 18” of clearance between the countertop and wall cabinet. This guidelinesuggests that the pantry, oven cabinets, and other similar items be a total height of 84”.

Installation guidelines following a**90”**alignment need to have a standard wall cabinet height of**36”**, leaving**54”**off the floor, with 36”height for the base, including thetoekick, countertop, and 18” of clearance between the countertop and wall cabinet. This guidelinesuggests that the pantry, oven cabinets, and other similar items be a total height of 90”.

Installation guidelines following a**96”**alignment need to have a standard wall cabinet height of**42”**, leaving**54”**off the floor, with 36”height for the base, including thetoekick, countertop, and 18” of clearance between the countertop and wall cabinet. This guidelinesuggests that the pantry, oven cabinets and other similar items be a total height of 96”.

When there are appliances involved, please refer to the appliance manual for further specifications.

CLOSET MEASUREMENT SPECIFICATIONS

STANDARD HEIGHT MEASUREMENTS FOR CLOSETS

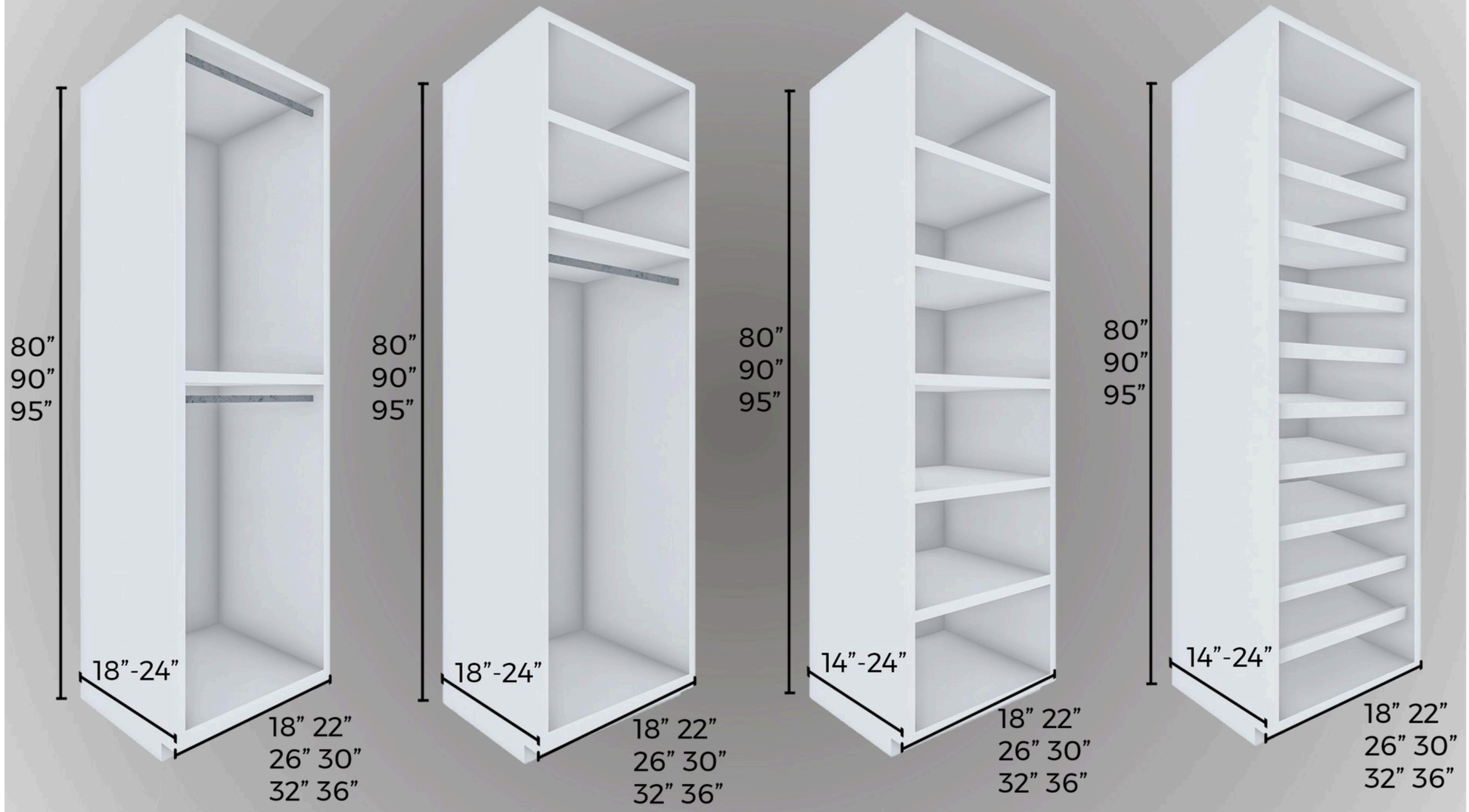

CLOSET MEASUREMENT SPECIFICATIONS

STANDARD HEIGHT MEASUREMENTS FOR CLOSETS

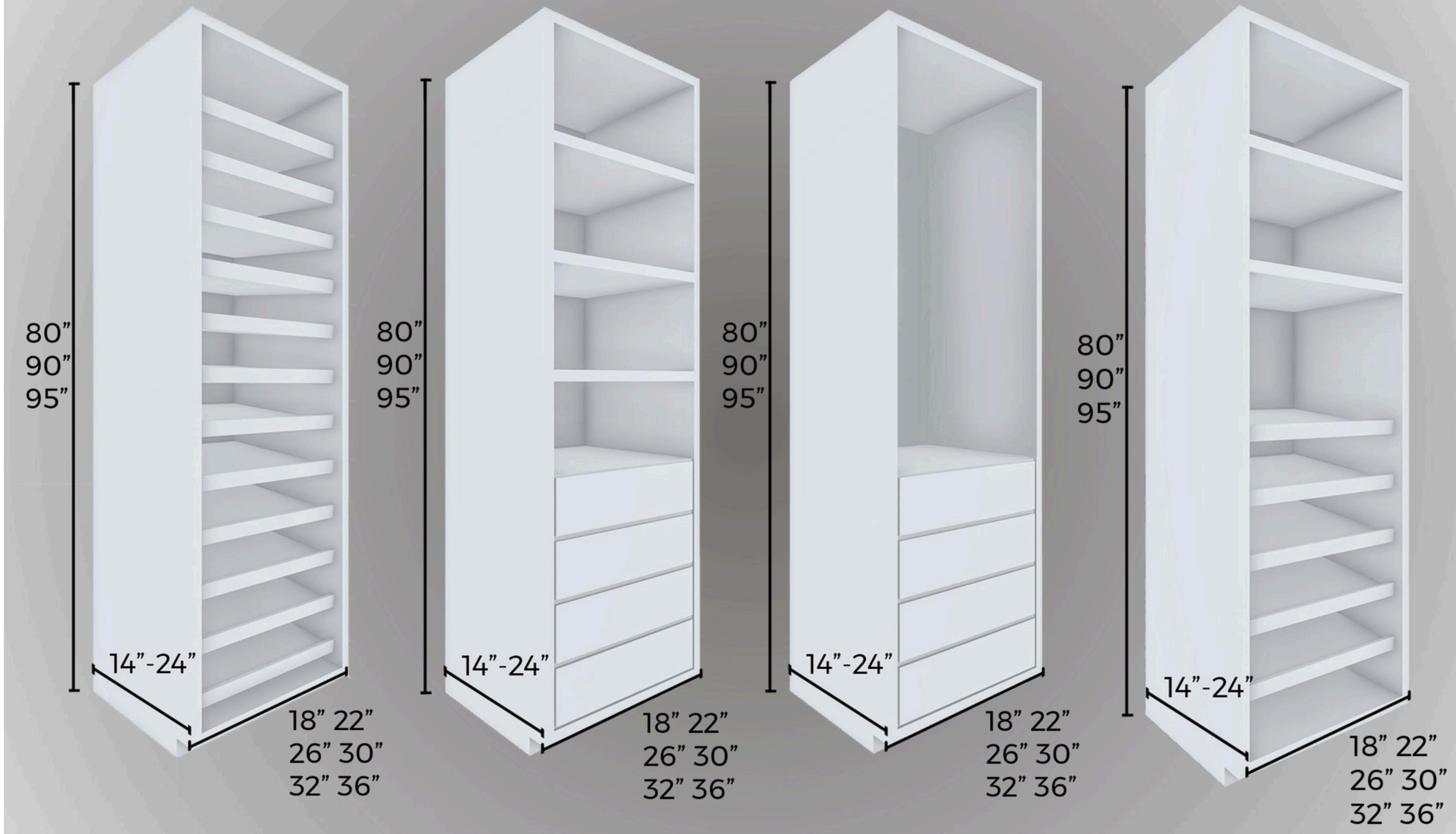

DOOR SPECIFICATIONS

STANDARD HEIGHT MEASUREMENTS FOR DOORS



KITCHEN GALLERY LAYOUTS

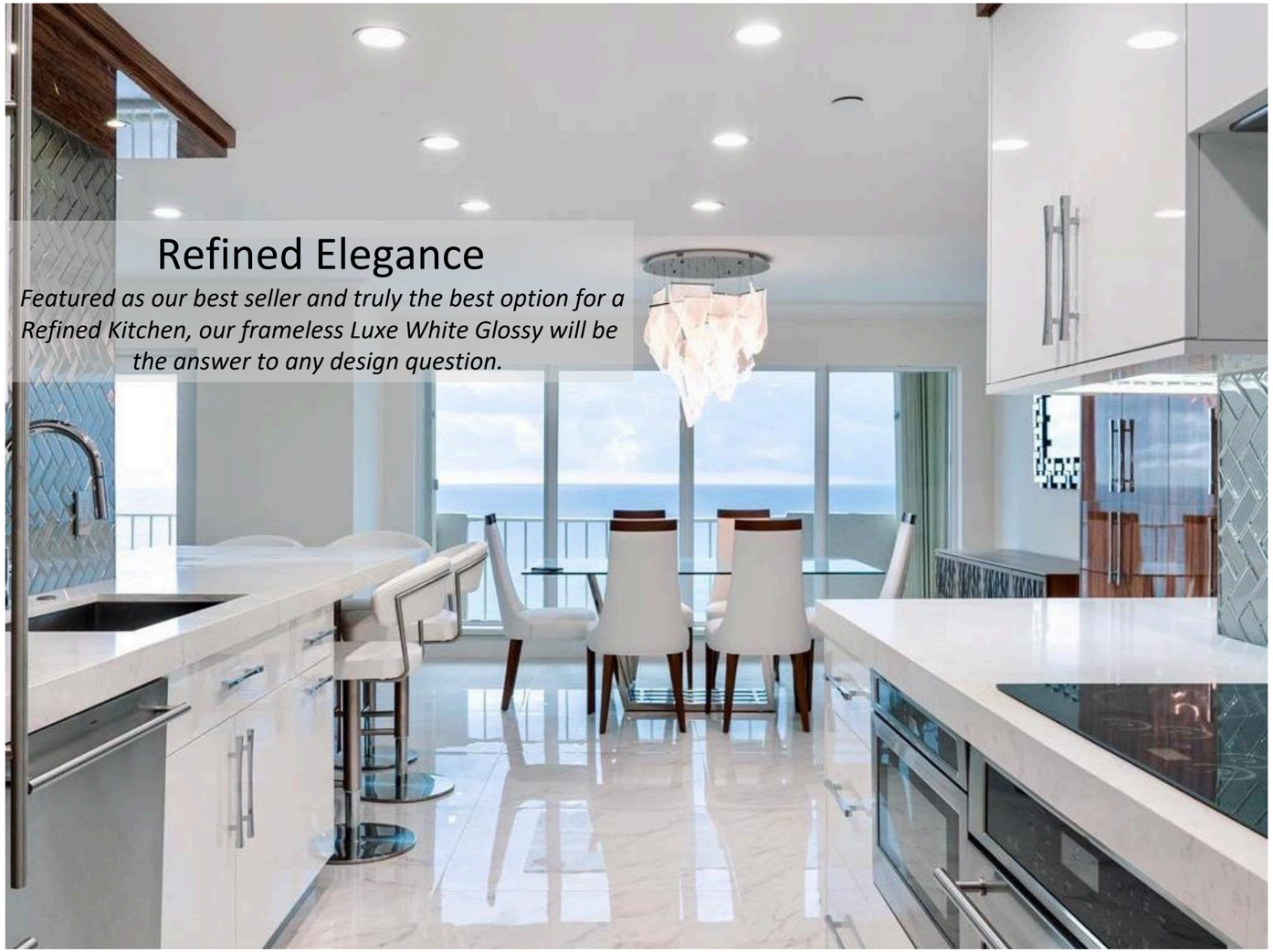

Refined Elegance

Featured as our best seller and truly the best option for a Refined Kitchen, our frameless Luxe White Glossy will be the answer to any design question.

MAXI White Glossy

KITCHEN GALLERY LAYOUTS



Black Glossy / Frappe03

KITCHEN GALLERY LAYOUTS



Vicenza Oak / MAXI White

KITCHEN GALLERY LAYOUTS



MAXI White Glossy / Aida 03

VANITIES GALLERY

Let Elegance Follow You Everywhere






MAXI Black Glossy / MAXI White Glossy / MAXI Black Matte

CLOSET OPTIONS GALLERY



CABINETS MEASUREMENT OPTIONS

READY TO PURCHASE OPTIONS

- AVAILABLE IN ALL THE COLORS OF THIS COLLECTION *(pg. 6-7)*
- SPECIFICATIONS AND MEASUREMENTS FOUND BELOW

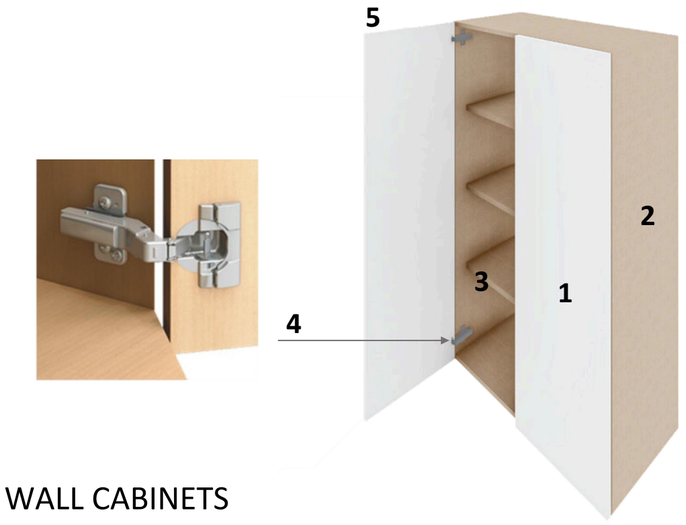

WALL CABINETS

1. Full overlay doors ¾” thick with high quality finishes
2. ¾” thick high quality plywood 4-sided panels
3. Adjustable ¾’’ thick shelves for optimal space usage
4. European Quality hinges
5. 4-sided Edge banding for maximum durability

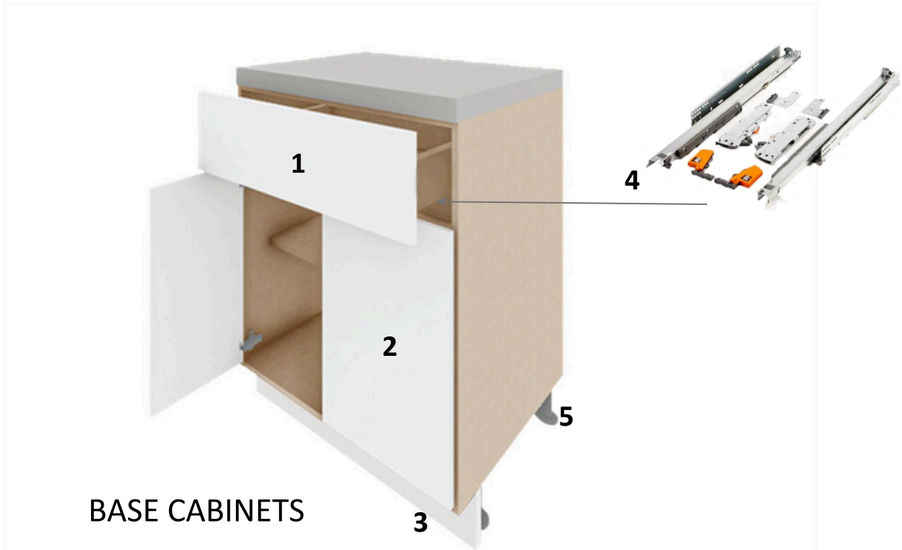

BASE CABINETS

1. Full overlay door ¾” thick for drawer, high quality finishes
2. Full overlay doors ¾” thick with high quality finishes
3. Toekick matches the cabinet finish
4. High technology under-mount Soft Closing concealed glide system
5. Cabinets are supported by adjustable legs for perfect leveling on any flooring.

CABINETS MEASUREMENT OPTIONS

MEASUREMENTS AND HOW TO READ THEM

WEIGHT DIMENSION

The standard height of our base cabinet is 34 1/2" and the depth 24". Base cabinets are listed by item code and width only, in this case the 24 in this example is the width.

When drawers are present, the width will be followed by "-" and the number of drawers. See example shown below.

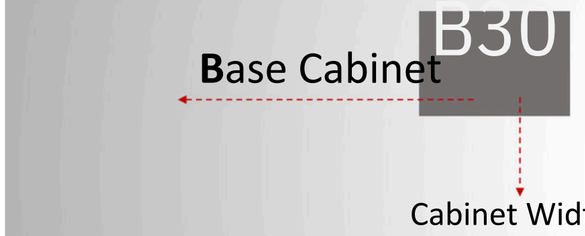

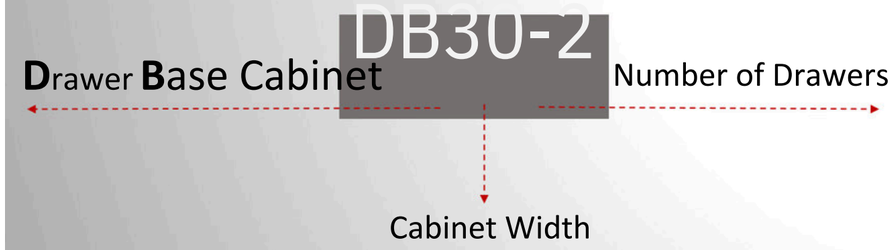

WEIGHT DIMENSION

Wall cabinets are listed by item code, width and height. Thus, the first number 24 is the width and the second number 30 is the height. The third number is the depth. The standard depth of a wall cabinet is 12" deep and therefore is not listed in the code.

Cabinets of 24" deep are also found in the market and when available it will be seen in the code as shown below.

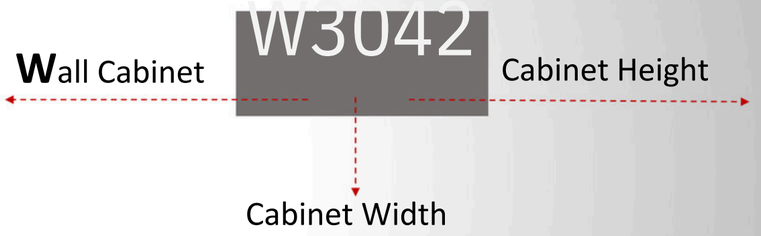

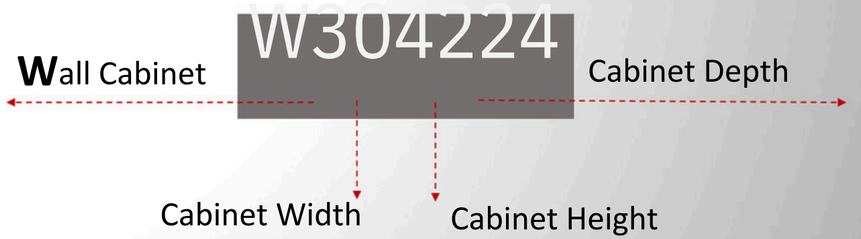

CABINETS MEASUREMENT OPTIONS

WEIGHT DIMENSIONS

BASE SINGLE DOORS & DRAWER



W” x H” x D”

12 x 34 ½ x 24
15 x 34 ½ x 24
18 x 34 ½ x 24
21 x 34 ½ x 24

BASE DOUBLE DOORS



W” x H” x D”

24 x 34 ½ x 24
27 x 34 ½ x 24
30 x 34 ½ x 24
33 x 34 ½ x 24
36 x 34 ½ x 24
39 x 34 ½ x 24
42 x 34 ½ x 24

BASE TWO DRAWERS



W” x H” x D”

30 x 34 ½ x 24
36 x 34 ½ x 24

WEIGHT DIIMEENSSIIONS

BASE SINGLE DOORS & DRAWER



W” x H” x D”

12 x 34 ½ x 24
15 x 34 ½ x 24
18 x 34 ½ x 24
21 x 34 ½ x 24

BASE DOUBLE DOORS & DRAWER



W” x H” x D”

24 x 34 ½ x 24
27 x 34 ½ x 24
30 x 34 ½ x 24
33 x 34 ½ x 24
36 x 34 ½ x 24

BASE THREE DRAWERS



W” x H” x D”

24 x 34 ½ x 24
30 x 34 ½ x 24
36 x 34 ½ x 24

CABINETS MEASUREMENT OPTIONS

BASE CABINETS

	WEIGHT	DIMENSIONS
SINK BASE DOU12B”L ED DEEOPO WRSA L&L FALSE DRAWER		W” x H” x D”
		33 x 34 ½ x 24
		36 x 34 ½ x 24
BASE LAZY SUSAN		W” x H” x D”
		33 x 34 ½ x 24
		36 x 34 ½ x 24
FARM SINK		W” x H” x D”
		36 x 34 ½ x 24

	WEIGHT	DIMENSIONS
BASE SPICE DRAWER		W” x H” x D”
		9 x 34 ½ x 24
		12 x 34 ½ x 24
BASE TRASH CAN FULL DOOR OR DRAWER AND DOOR		W” x H” x D”
		15 x 34 ½ x 24
		18 x 34 ½ x 24
MICROWAVE BASE		W” x H” x D”
		30 x 34 ½ x 24

CABINETS MEASUREMENT OPTIONS

WALL CABINETS



30” HEIGHT WALL- SINGLE DOOR

DIMENSIONS

W” x H” x D”

9 x 30 x 12
12 x 30 x 12
15 x 30 x 12
18 x 30 x 12
21 x 30 x 12



30” HEIGHT WALL – DOUBLE DOOR

DIMENSIONS

W” x H” x D”

24 x 30 x 12
27 x 30 x 12
30 x 30 x 12
33 x 30 x 12
36 x 30 x 12
39 x 30 x 12
42 x 30 x 12



36” HEIGHT WALL – SINGLE DOOR

W” x H” x D”

9 x 36 x 12
12 x 36 x 12
15 x 36 x 12
18 x 36 x 12
21 x 36 x 12



36” HEIGHT WALL – DOUBLE DOOR

W” x H” x D”

24 x 36 x 12
27 x 36 x 12
30 x 36 x 12
33 x 36 x 12
36 x 36 x 12
39 x 36 x 12
42 x 36 x 12



42” HEIGHT WALL – SINGLE DOOR

W” x H” x D”

9 x 42 x 12
12 x 42 x 12
15 x 42 x 12
18 x 42 x 12
21 x 42 x 12



42” HEIGHT WALL – DOUBLE DOOR

W” x H” x D”

24 x 42 x 12
27 x 42 x 12
30 x 42 x 12
33 x 42 x 12
36 x 42 x 12
39 x 42 x 12
42 x 42 x 12

CABINETS MEASUREMENT OPTIONS

WALL CABINETS



30” WIDE WALL

W” x H” x D”

30 x 12 x 12
30 x 15 x 12
30 x 18 x 12
30 x 21 x 12



36” WIDE WALL

W” x H” x D”

36 x 12 x 12
36 x 15 x 12
36 x 18 x 12
36 x 21 x 12



STRAIGHT CORNER W A L L

W” x H” x D”

24 x 30 x 12
24 x 36 x 12
24 x 42 x 12

DIMENSIONS

LIFT UP DOORS 21” HEIGHT



W” x H” x D”

24 x 21 x 12
30 x 21 x 12
30 x 21 x 12
30 x 21 x 12
36 x 21 x 12

LIFT UP DO O R S 1 8 ” HEIGHT



W” x H” x D”

30 x 18 x 12
24 x 18 x 12
36 x 18 x 12

LIFT UP DOORS 15” HEIGHT



W” x H” x D”

30 x 15 x 12
24 x 15 x 12
36x 15 x 12

CABINETS MEASUREMENT OPTIONS

VANITIES



DIMENSIONS

VANITY SINK BASE

W" x H" x D"

24 x 34 1/2 x 21
30 x 34 1/2 x 21
36 x 34 1/2 x 21



VANITY FALSE DRAWER

W" x H" x D"

24 x 34 1/2 x 21
30 x 34 1/2 x 21
36 x 34 1/2 x 21



VANITY BASE DRAWER-3

W" x H" x D"

12 x 34 1/2 x 21
15 x 34 1/2 x 21
18 x 34 1/2 x 21
24 x 34 1/2 x 21



DIMENSIONS

VANITY SINK BASE DRAWER-3

W" x H" x D"

24 x 34 1/2 x 21
30 x 34 1/2 x 21
36 x 34 1/2 x 21



VANITY SINK BASE DRAWER-2

W" x H" x D"

30 x 34 1/2 x 21
36 x 34 1/2 x 21

CABINET MEASUREMENT OPTIONS

VANITIES



DIMENSIONS

FLOA TING COMBO 2-DRAWERS

W” x H” x D”

36 x 21 ½ x 21
42 x 21 ½ x 21
48 x 21 ½ x 21



DIMENSIONS

FLOATING COMBO 2-DOORS

W” x H” x D”

38 x 21 ½ x 21
42 x 21 ½ x 21
48 x 21 ½ x 21

FLOATING 2-DRAWERS



W” x H” x D”

30 x 21 ½ x 21
33x 21 ½ x 21
36x 21. ½ x 21

FLOATING SINGLE DRAWER



W” x H” x D”

30 x 21 ½ x 21
33x 21 ½ x 21
36x 21 ½ x 21

CABINET MEASUREMENT OPTIONS

VANITIES



DIMENSIONS

W” x H” x D”



DIMENSIONS

FLOATING COMBO FULL DRAWERS

W” x H” x D”

48 x 21 ½ x 21
60 x 21 ½ x 21



W” x H” x D”

12 x 60 x 21
14 x 60 x 21
16 x 60 x 21



MAKEUP DRAWER

W” x H” x D”

30 x 6 x 21 36 x 6 x 21

CABINET MEASUREMENT OPTIONS

DIMENSIONS

CROWN MOULDING - 1

W” x H”

3 x 96



SIDE PANEL FOR BASE CABINETS

W” x H” x D”

3/4 x 34.5 x 21
3/4x 34.5 x 24



DIMENSIONS

CROWN MOULDING - 2

W” x H”

3 x 96



SIDE PANEL FOR WALL CABINETS

W” x H” x D”

¾ x12 x 12
¾ x 18 x12
¾ x 12 x24
¾ x 18 x24
¾ x 30 x 12
¾ x 36 x12
¾ x 42 x12
¾ x 30 x15
¾ x 30 x18
¾ x 36 x15
¾ x 36 x18



CABINET MEASUREMENT OPTIONS

DIMENSIONS

SIDE PANEL FOR TALL CABINETS



W” x H” x D”

¾ x 84 x 24
¾ x 90 x 24
¾ x 96 x 24

DIMENSIONS

TOE KICK



W” x H” x D”

4 ½ x ¼ x 96

WALL FILLER



W” x H” x D”

3 x 30 x ¾
3 x 36 x ¾
3 x 42 x ¾
6 x 30 x ¾
6 x 36 x ¾
6 x 42 x ¾
3 x 96 x ¾
6 x 96 x ¾

CABINET MEASUREMENT OPTIONS

ROLL OUT TRAYS 21" DEEP

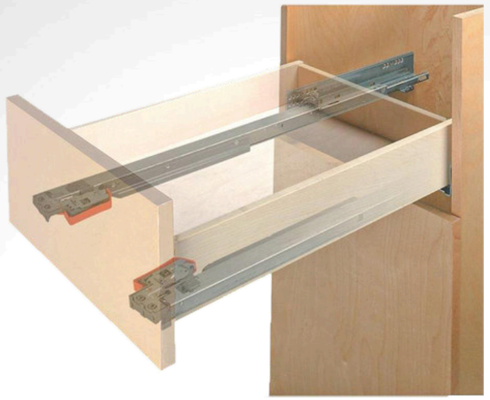

WALL FILLER

EP2535 ISLAND
EP2635 ISLAND
EP3835 ISLAND
EP5035 ISLAND
EP1396 PANEL
EP3696 FRIDGE
EP2596
EP2896
EP1330 WALL CABINETS
EP1336 WALL CABINETS
EP1342 WALL CABINETS

FAQs

PRODUCTION

Q: What is the method of assembly?

A: Our cabinets are RTA –Frameless.

Q: Do any of your cabinets contain any particleboard?

A: Our frameless cabinets are fabricated with either Domestic White Maple plywood or Imported plywood. They are 4-way plywood and the finishes are attached on the outside of the box. For the panels,we work with melamine finish or MDF. Both are from high-quality and reputable suppliers.

Q: What kind of drawers do you provide?

A: Our frameless boxes are made with 3/4” plywood bottoms, backs and sides. We work with BLUM soft closing glides.

Q: How does the interior of the cabinet look?

A: Our cabinets will have the plywood look inside, and will be finished with edge banding 4-sided for the highest quality.

Q: Are finished panels necessary for exposed Cabinet ends?

A: Yes. In order to provide you with more finishing options, panels will be needed for exposed sides.

FAQs

Q: Are products CARB2 certified?
A: Yes, it is our mission to work with suppliers that take pride in making the world a better place, therefore our products are certified.

Q: What are the depths for your cabinets?
A: We follow standard measurements, therefore providing bases 24” deep, vanities 21” deep and wall cabinets 12” deep. In the near future, we will also offer wall cabinets in 24” deep.

Q: What do the shelves look like?
A: Shelves are made from the same plywood material as the boxes, so they will have the same white maple color variation. Shelves are 3/4” thick and are adjustable for better customization. Wall cabinets include 2 shelves and base cabinets include 1 shelf. If cabinets are 42” in height, they will come with 3 shelves, not 2. Additional shelves are available for purchase.

Q: Are the cabinets able to support countertops such as granite or solid surfaces?
A: Yes! Our boxes are made 4-way around with plywood and 3/4” thick material to ensure major resistance without the need to install reinforcements.

Q: Are soft closing mechanisms included?
A: Yes. All of our cabinetsincludea soft closing extension for doors and drawers

.

Q: What is the warranty for your products?
A: We offer 5 year normal wear and tear warranty on our frameless line.

FAQs

PLACING ORDERS

Q: Do you work with credit terms?

A: We are currently not working with credit terms nor any sort of NET terms. Orders must be paid 50% upon order placing and the remaining 50% paid prior to pick-up or scheduled delivery.

Q: What payment forms are accepted?

A: We work with most major credit cards such as MasterCard, VISA, and Discover. We also accept checks.

Q: What is the timeline for stock items?

A: Our cabinets will take anywhere between 3 to 10 days to produce, with most orders being in stock already. If an item is delayed due to material, the customer will be notified prior to the beginning of production.

Q: What does it mean to become a dealer?

A: When you sign up to become a dealer, you establish an account with us, and can upsell our products to your clients!

Q: How do I become a dealer?

A: Talk to your sales rep, fill out the Dealer Application and get approved!

FAQs

PLACING ORDERS

Q: What are the delivery options?

A: We can deliver; however, delivery is not included. Delivery charges are extra. We also offer pickup.

Q: What is the return policy?

A: Our return policy is that if you ordered assembled pieces we cannot accept these returns, however if you buy from us not pre-assembled and they are still in the box upon time of return we will be able to happily accept your returns. But we do not accept returns once the boxes have been opened or damaged.

Q: Are dealers charged sales tax on their orders?

A: At the time of the order, dealers must present their resale or tax exemption certificate to your sales rep to waive sales tax on their orders.

HORST company

Visit for more information.